

MAKE YOUR MARK 2019

Results Report



Youth Parliament
MAKING OUR MARK

United Kingdom

Make Your Mark

The world's largest youth consultation



Youth Parliament
MAKING OUR MARK

2019 RESULTS

Votes

UK Topics: 838,288



Devolved Topics: 840,322

Over 700

young volunteers recruited to help consult their peers

Over 1,110

schools, colleges and youth organisations supported the campaign and vote



ISSUES

UK TOPICS

Protect the Environment - 399,652

Tackling Hate Crime - 141,974

Votes@16 - 129,085

Welcome Refugees - 98,867

UN Convention on the Rights of the Child - 68,710

DEVOLVED TOPICS

End Knife Crime - 292,470

Mental Health - 196,586

Curriculum for Life - 141,556

Child Poverty - 135,276

Street Harassment - 72,834

The Make Your Mark vote orders the ten topics. Due to the devolved landscape of UK democracy, and to ensure relevant representation of the issues for all nations; the top 2 UK wide topics and the top 3 devolved topics will go forward to be debated.

TURNOUT

Region/Nation Top % UK Turnout

East Midlands	Rutland	47%
East of England	Bedford	41%
London	Hammersmith & Fulham	32%
North East	Darlington	46%
North West	Knowsley	55%
Northern Ireland	Newry & Armagh	33%
Scotland	Shetland Islands	41%
South East	Southampton	71%
South West	Plymouth	69%
Wales	Vale of Glamorgan	38%
West Midlands	Wolverhampton	40%
Yorkshire and Humber	North Lincolnshire	51%

Turnout is based on population estimates provided by the Office of the National Statistics 2018.

Region/Nation Top % Devolved Turnout

East Midlands	Rutland	47%
East of England	Bedford	39%
London	Westminster	34%
North East	Darlington	46%
North West	Knowsley	56%
Northern Ireland	Newry & Armagh	32%
Scotland	Shetland Islands	41%
South East	Southampton	71%
South West	Plymouth	68%
Wales	Vale of Glamorgan	39%
West Midlands	Wolverhampton	38%
Yorkshire and Humber	North Lincolnshire	47%

Make Your Mark

2011-2018

RECURRING ISSUES

- x6**
 - Votes at 16
 - Curriculum for Life
- x5**
 - Mental Health
 - Transport
 - Living Wage and Equal/minimum wage
- x4**
 - Work experience/getting ready for work
 - Mental health
- x3**
 - Tackling Hate Crime/ racism & religious discrimination
- x2**
 - Bullying
 - Welcome Refugees
 - End Knife Crime

MYPs EQUAL OPPORTUNITY STATISTICS



Campaigns chosen at the MYP House of Commons debate:

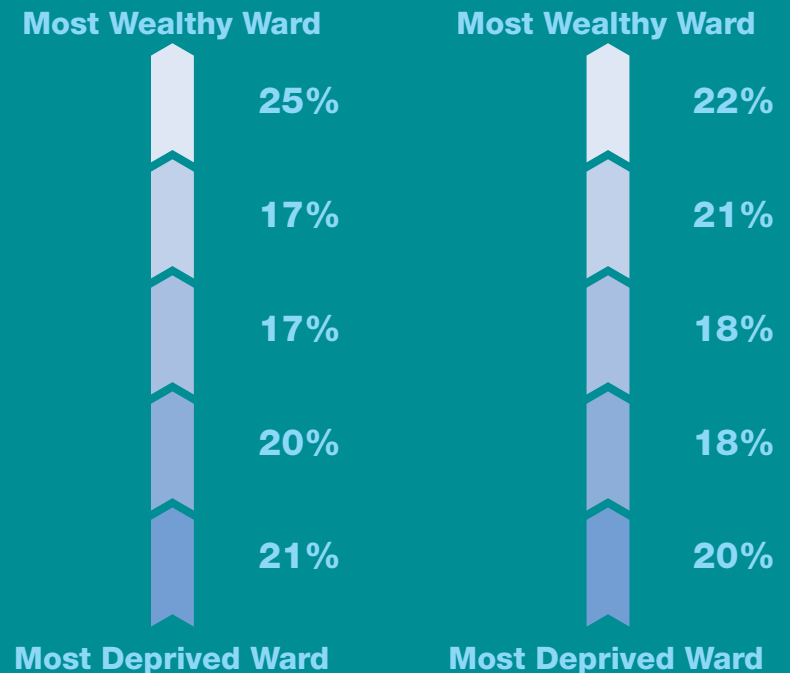


2019: MYPs will debate this year's issues, and decide 2 campaigns on 8th November

DIVERSITY IN 2019

MYPs IN ENGLAND

SCHOOL, COLLEGE & YOUTH GROUPS [registered to take part in Make Your Mark 2019]



Data: Index of Multiple Deprivation, MHCLG, 2019. England only

CONTENTS

Introduction 3

Turnout 4

Topics 5

Top Twenty 6

British Forces Overseas Youth Service 7

East Midlands 8

East of England 10

London 12

North East 14

North West 16

Northern Ireland 18

Scotland 20

South East 22

South West 24

Wales 26

West Midlands 28

Yorkshire and Humberside 30

Top Make Your Mark Champions 32

Introduction

On the 8th November 2019 Members of the UK Youth Parliament will come together to debate and decide at the UKYP House of Commons sitting the most important issues to campaign on for the year ahead. The sitting will mark the end of Parliament Week. The issues they will debate were decided upon via the 'Make Your Mark' public vote for 11 to 18 year olds across the United Kingdom based on a shortlist of topics voted upon by Members of the Youth Parliament from their manifesto.

This report details the results of 'Make Your Mark' campaign. The UK Youth Parliament is managed by the British Youth Council, a youth-led charity which aims to empower young people across the UK to have a say and be heard.

Whilst every effort is made to verify the accuracy of voting returns at the time of going to print, there are some late returns and unallocated votes that have not been recorded in this first edition of the report.

National Results

Year	No. of Votes	Turnout
2019 UK Topics	838,288	13.93%
Devolved Topics	840,322	14.04%
2018	1,106,788	18.80%
2017	954,766	16.20%
2016	978,216	16.60%
2015	969,992	16.46%
2014	876,488	14.88%
2013	478,386	8.12%
2012	253,637	4.31%
2011	65,532	1.10%

YOUTH POPULATION CHANGES

Turnouts up to, and including, 2018 were based on 2011 Census figures. 2019 turnouts are based on population estimates provided by the Office of the National Statistics in June 2018, and published in June 2019.

With the update in the 11-18 year old population, combined with the introduction of respective votes for a UK and Devolved Topics. Past turnouts are not shown in this report, but are available in past reports on our website: www.ukyouthparliament.org.uk/makeyourmark

The five issues to be debated

The Make Your Mark ballot orders the ten issues; those that go forward to be debated are the top 2 UK wide and the top 3 devolved issues. This is due to the devolved nature of the UK democracy and to ensure relevant representation of the issues from the all nations.

1. Protect the Environment - UK

We believe that we have a responsibility to protect the environment from the effects of climate change for the next generation; and that the Government should look towards carbon neutral alternatives.

2. Put an End to Knife Crime - Devolved

Too many young people's lives are lost to knife crime; the Government need to do more to help end the knife crime epidemic.

3. Mental Health - Devolved

Services should be improved with young people's help, and should be available in schools.

4. Tackling Hate Crime - UK

We should be educated on how to report hate crime. We believe the Government should invest in creating safe spaces that promote unity in communities.

5. Curriculum to Prepare Us for Life - Devolved

Schools should cover topics like finance, sex and relationship education and politics.

English Regions, Northern Ireland, Scotland, Wales and British Overseas Armed Forces Youth Service turnout

Region/Nation	11-18 Population 2011	UK Topics Total Votes	UK Turnout	Devolved Topics Total Votes	Devolved Turnout
British Forces Overseas		230		230	
East Midlands	426,547	31,347	7.35%	29,465	6.9%
East of England	558,824	64,262	11.50%	65,432	11.7%
London	787,843	88,867	11.28%	91,118	11.6%
North East	227,934	47,089	20.66%	47,280	20.7%
North West	656,875	198,588	30.23%	198,531	30.2%
Northern Ireland	184,880	16,817	9.10%	16,597	9.0%
Scotland	448,192	13,636	3.04%	13,614	3.0%
South East	840,054	131,200	15.62%	130,902	15.6%
South West	478,278	76,958	16.09%	76,809	16.1%
Wales	274,779	38,897	14.16%	39,541	14.4%
West Midlands	549,987	51,397	9.35%	50,866	9.2%
Yorkshire and Humber	494,848	79,000	15.96%	79,937	16.2%
	5,929,041	838,288	14.14%	840,322	14.2%

English Regions, Northern Ireland, Scotland, Wales and British Overseas Armed Forces Youth Service topics

	East Midlands	East of England	London	North East	North West	Northern Ireland	Scotland	South East	South West	Wales	West Midlands	Yorkshire and Humber	British Forces Overseas	Totals
UK Topics														
Protect the Environment	17,002	31,798	36,244	24,440	87,313	7,341	5,574	63,579	43,281	20,182	24,921	37,844	133	399,652
Votes@16	4,725	8,841	13,829	6,980	30,188	4,011	3,107	18,610	11,454	6,524	8,235	12,517	64	129,085
Tackling Hate Crime	4,720	10,680	16,558	7,383	37,813	2,242	2,029	23,763	9,613	4,916	8,417	13,821	19	141,974
UN Convention on the Rights of the Child	2,018	5,708	9,277	3,701	18,488	1,333	1,342	9,280	4,760	3,164	3,455	6,179	5	68,710
Welcome Refugees	2,882	7,235	12,959	4,585	24,786	1,890	1,584	15,968	7,850	4,111	6,369	8,639	9	98,867
Total UK Votes:	31,347	64,262	88,867	47,089	198,588	16,817	13,636	131,200	76,958	38,897	51,397	79,000	230	838,288
Devolved Topics														
Curriculum for Life	5,196	11,804	12,825	8,324	31,504	3,182	2,512	20,820	14,988	7,844	8,512	14,001	44	141,556
Child Poverty	4,436	9,547	14,585	7,815	33,031	2,679	2,794	19,635	13,269	5,983	7,900	13,561	41	135,276
Mental Health	6,658	13,887	16,214	12,822	45,726	7,151	4,666	31,012	18,928	10,325	10,147	18,968	82	196,586
Street Harassment	2,145	5,433	10,731	3,005	17,518	1,326	1,130	11,851	6,407	3,038	3,586	6,651	13	72,834
End Knife Crime	11,030	24,761	35,163	15,314	70,752	2,259	2,512	47,584	23,217	12,351	20,721	26,756	50	292,470
Total Devolved Votes:	29,465	65,432	91,118	47,280	198,531	16,597	13,614	130,902	76,809	39,541	50,866	79,937	230	840,322

Top 20 Areas (based on percentage turnout)

Position	Region/Nation	Local Authority/ Constituency	11-18 year old population	UK Topics Total Votes	UK Turnout
1	South East	Southampton	19,723	14,012	71.0%
2	South West	Plymouth	21,704	14,942	68.8%
3	South East	Bracknell Forest	12,286	7,499	61.0%
4	North West	Knowsley	13,653	7,531	55.2%
5	North West	Manchester	47,753	25,484	53.4%
6	North West	Blackpool	12,144	6,213	51.2%
7	Yorkshire and Humber	North Lincolnshire	15,632	7,992	51.1%
8	South East	Slough	16,139	7,924	49.1%
9	Yorkshire and Humber	Doncaster	27,725	13,108	47.3%
10	East Midlands	Rutland	4,107	1,920	46.7%
11	North West	Wigan	29,470	13,641	46.3%
12	North East	Darlington	9,756	4,451	45.6%
13	Yorkshire and Humber	Barnsley	21,132	9,632	45.4%
14	North West	Oldham	25,152	11,225	44.6%
15	South West	Isles of Scilly	127	56	44.1%
16	North West	Sefton	23,531	9,864	41.9%
17	East of England	Bedford	16,622	6,752	40.6%
18	Scotland	Shetland Islands	2,122	861	40.6%
19	West Midlands	Wolverhampton	24,349	9,801	40.3%
20	North West	Blackburn with Darwen	16,519	6,558	39.7%

Position	Region/Nation	Local Authority/ Constituency	11-18 year old population	Devolved Topics Total Votes	Devolved Turnout
1	South East	Southampton	19,723	13,933	70.6%
2	South West	Plymouth	21,704	14,792	68.2%
3	South East	Bracknell Forest	12,286	6,991	56.9%
4	North West	Knowsley	13,653	7,666	56.1%
5	North West	Manchester	47,753	25,725	53.9%
6	South East	Slough	16,139	8,244	51.1%
7	North West	Blackpool	12,144	6,178	50.9%
8	Yorkshire and Humber	North Lincolnshire	15,632	7,406	47.4%
9	Yorkshire and Humber	Doncaster	27,725	12,982	46.8%
10	East Midlands	Rutland	4,107	1,909	46.5%
11	North West	Wigan	29,470	13,637	46.3%
12	North East	Darlington	9,756	4,452	45.6%
13	North West	Oldham	25,152	11,161	44.4%
14	Yorkshire and Humber	Barnsley	21,132	9,270	43.7%
15	South West	Isles of Scilly	127	54	42.5%
16	North West	Sefton	23,531	9,866	41.9%
17	Scotland	Shetland Islands	2,122	877	41.3%
18	East of England	Bedford	16,622	6,500	39.1%
19	Wales	Vale of Glamorgan	12,109	4,726	39.0%
20	North West	Blackburn with Darwen	16,519	6,417	38.8%

Top 20 areas based on number of votes

Position	Region/Nation	Local Authority/ Constituency	UK Topics Total Votes	Region/Nation	Local Authority/ Constituency	Devolved Topics Total Votes
1	East of England	Essex	26,991	East of England	Essex	27,756
2	North West	Lancashire	26,735	North West	Lancashire	26,502
3	North West	Manchester	25,484	North West	Manchester	25,725
4	South East	West Sussex	25,391	South East	West Sussex	24,273
5	South West	Plymouth	14,942	South West	Plymouth	14,792
6	South East	Southampton	14,012	South East	Southampton	13,933
7	North West	Cumbria	13,803	North West	Cumbria	13,792
8	North West	Wigan	13,641	South East	Hampshire	13,678
9	Yorkshire and Humber	Doncaster	13,108	North West	Wigan	13,637
10	South East	Hampshire	13,068	Yorkshire and Humber	Doncaster	12,982
11	South East	East Sussex	12,612	South West	Cornwall	12,233
12	South West	Cornwall	12,101	South East	East Sussex	11,515
13	Yorkshire and Humber	Leeds	11,828	Yorkshire and Humber	Leeds	11,407
14	North West	Oldham	11,225	North West	Oldham	11,161
15	Yorkshire and Humber	Sheffield	10,290	South East	Milton Keynes	10,389
16	East Midlands	Nottinghamshire	10,057	Yorkshire and Humber	Sheffield	10,286
17	South East	Milton Keynes	9,868	East of England	Norfolk	10,242
18	North West	Sefton	9,864	North West	Sefton	9,866
19	West Midlands	Wolverhampton	9,801	London	Redbridge	9,791
20	East of England	Norfolk	9,708	East Midlands	Nottinghamshire	9,599

British Forces Overseas Youth Service

	Protect the Environment	Votes@16	Tackling Hate Crime	UN Convention on the Rights of the Child	Welcome Refugees	UK Topics Total Votes	Curriculum for Life	Child Poverty	Mental Health	Street Harassment	End Knife Crime	Devolved Topics Total Votes	Spoilt Votes
Cyprus	133	64	19	5	9	230	44	41	82	13	50	230	6

East Midlands Turnout

Local Council	Population age 11-18	UK Topics Total Votes	UK Turnout %	Devolved Topics Vote Total	Devolved Turnout %
Derby City	24,808	0	0.0%	0	0.0%
Derbyshire	68,054	6,645	9.8%	6,357	9.3%
Leicester City	34,085	1,045	3.1%	1,025	3.0%
Leicestershire	62,533	9,419	15.1%	8,094	12.9%
Lincolnshire	62,843	1,420	2.3%	1,640	2.6%
Northamptonshire	70,665	841	1.2%	841	1.2%
Nottingham City	28,401	0	0.0%	0	0.0%
Nottinghamshire	71,051	10,057	14.2%	9,599	13.5%
Rutland	4,107	1,920	46.7%	1,909	46.5%

East Midlands

	Protect the Environment	Votes@16	Tackling Hate Crime	UN Convention on the Rights of the Child	Welcome Refugees	UK Topics Total Votes	Curriculum for Life	Child Poverty	Mental Health	Street Harassment	End Knife Crime	Devolved Topics Total Votes	Spoilt Votes
Derby City	-	-	-	-	-	-	-	-	-	-	-	-	-
Derbyshire	3,669	757	1,092	421	706	6,645	1,134	923	1,529	357	2,414	6,357	2,419
Leicester City	517	153	129	74	172	1,045	186	222	187	61	369	1,025	44
Leicestershire	4,910	1,460	1,343	760	946	9,419	1,377	1,357	1,785	781	2,794	8,094	114
Lincolnshire	826	187	188	83	136	1,420	157	197	537	78	671	1,640	8
Northamptonshire	438	127	128	48	100	841	148	139	172	56	326	841	-
Nottingham City	-	-	-	-	-	-	-	-	-	-	-	-	-
Nottinghamshire	5,606	1,580	1,636	556	679	10,057	1,704	1,350	1,987	760	3,798	9,599	138
Rutland	1,036	461	204	76	143	1,920	490	248	461	52	658	1,909	30
TOTALS	17,002	4,725	4,720	2,018	2,882	31,347	5,196	4,436	6,658	2,145	11,030	29,465	2,753

East of England Turnout

Local Council	Population age 11-18	UK Topics Total Votes	UK Turnout %	Devolved Topics Vote Total	Devolved Turnout %
Bedford	16,622	6,752	40.62%	6,500	39.10%
Cambridgeshire	57,592	1,305	2.27%	1,282	2.23%
Central Bedfordshire	25,506	5,387	21.12%	5,260	20.62%
Essex	132,309	26,991	20.40%	27,756	20.98%
Hertfordshire	112,862	0	0.00%	0	0.00%
Luton	22,065	0	0.00%	0	0.00%
Norfolk	73,281	9,708	13.25%	10,242	13.98%
Peterborough	18,893	3,962	20.97%	3,962	20.97%
Southend-on-Sea	16,236	4,378	26.96%	4,520	27.84%
Suffolk	66,499	4,787	7.20%	4,882	7.34%
Thurrock	16,959	992	5.85%	1,028	6.06%

East of England

	Protect the Environment	Votes@16	Tackling Hate Crime	UN Convention on the Rights of the Child	Welcome Refugees	UK Topics Total Votes	Curriculum for Life	Child Poverty	Mental Health	Street Harassment	End Knife Crime	Devolved Topics Total Votes	Spoilt Votes
Bedford	3,634	691	1,162	524	741	6,752	1,179	856	1,158	444	2,863	6,500	8
Cambridgeshire	722	200	167	66	150	1,305	222	226	271	57	506	1,282	12
Central Bedfordshire	2,746	603	863	391	784	5,387	619	701	1,245	405	2,290	5,260	21
Essex	12,665	3,905	4,908	2,701	2,812	26,991	4,669	4,135	5,478	2,441	11,033	27,756	1,322
Hertfordshire	-	-	-	-	-	-	-	-	-	-	-	-	-
Luton	-	-	-	-	-	-	-	-	-	-	-	-	-
Norfolk	4,963	1,138	1,443	832	1,332	9,708	2,117	1,517	2,777	1,115	2,716	10,242	76
Peterborough	1,547	907	612	494	402	3,962	1,105	342	978	329	1,208	3,962	27
Southend-on-Sea	2,297	594	721	292	474	4,378	695	755	866	271	1,933	4,520	31
Suffolk	2,833	616	608	305	425	4,787	1,010	850	965	255	1,802	4,882	34
Thurrock	391	187	196	103	115	992	188	165	149	116	410	1,028	-
TOTALS	31,798	8,841	10,680	5,708	7,235	64,262	11,804	9,547	13,887	5,433	24,761	65,432	1,531

London Turnout

Local Council	Population age 11-18	UK Topics Total Votes	UK Turnout %	Devolved Topics Vote Total	Devolved Turnout %
Barking and Dagenham	23,568	0	0.00%	0	0.00%
Barnet	37,331	6,451	17.28%	5,948	15.93%
Bexley	23,923	0	0.00%	0	0.00%
Brent	30,537	8,292	27.15%	8,164	26.73%
Bromley	30,442	8,507	27.94%	8,809	28.94%
Camden	21,264	1,601	7.53%	1,830	8.61%
City of London	522	0	0.00%	0	0.00%
Croydon	38,471	69	0.18%	187	0.49%
Ealing	31,768	0	0.00%	0	0.00%
Enfield	34,357	7,338	21.36%	7,334	21.35%
Greenwich	25,545	2,592	10.15%	2,559	10.02%
Hackney	24,267	1,846	7.61%	2,309	9.51%
Hammersmith and Fulham	13,599	4,343	31.94%	4,356	32.03%
Haringey	24,558	0	0.00%	0	0.00%
Harrow	23,484	7,169	30.53%	7,219	30.74%
Havering	23,368	5,617	24.04%	5,537	23.69%
Hillingdon	28,685	4,918	17.14%	4,747	16.55%
Hounslow	23,857	3,668	15.37%	4,263	17.87%
Islington	16,472	0	0.00%	0	0.00%
Kensington and Chelsea	11,510	1,029	8.94%	1,029	8.94%
Kingston upon Thames	15,346	4,187	27.28%	4,249	27.69%
Lambeth	24,448	1,159	4.74%	1,159	4.74%
Lewisham	25,448	0	0.00%	0	0.00%
Merton	17,416	772	4.43%	774	4.44%
Newham	32,789	0	0.00%	0	0.00%
Redbridge	31,137	9,393	30.17%	9,791	31.44%
Richmond upon Thames	17,795	3,396	19.08%	3,386	19.03%
Southwark	24,385	0	0.00%	0	0.00%
Sutton	19,236	6	0.03%	8	0.04%
Tower Hamlets	27,097	652	2.41%	657	2.42%
Waltham Forest	24,723	0	0.00%	0	0.00%
Wandsworth	21,526	443	2.06%	444	2.06%
Westminster	18,969	5,419	28.57%	6,359	33.52%

London

	Protect the Environment	Votes@16	Tackling Hate Crime	UN Convention on the Rights of the Child	Welcome Refugees	UK Topics Total Votes	Curriculum for Life	Child Poverty	Mental Health	Street Harassment	End Knife Crime	Devolved Topics Total Votes	Spoilt Votes
Barking and Dagenham	-	-	-	-	-	-	-	-	-	-	-	-	-
Barnet	2,747	653	1,049	1,099	903	6,451	835	922	1,118	540	2,533	5,948	297
Bexley	-	-	-	-	-	-	-	-	-	-	-	-	-
Brent	2,756	1,278	1,577	1,343	1,338	8,292	1,051	1,476	1,421	1,051	3,165	8,164	362
Bromley	3,732	1,480	1,614	965	716	8,507	1,167	1,030	2,291	531	3,790	8,809	93
Camden	687	169	307	128	310	1,601	291	236	294	96	913	1,830	-
City of London	-	-	-	-	-	-	-	-	-	-	-	-	-
Croydon	8	8	10	33	10	69	47	9	72	42	17	187	-
Ealing	-	-	-	-	-	-	-	-	-	-	-	-	-
Enfield	2,524	886	1,389	1,321	1,218	7,338	525	1,657	1,592	315	3,245	7,334	34
Greenwich	1,083	451	549	176	333	2,592	383	317	409	235	1,215	2,559	12
Hackney	911	384	209	68	274	1,846	221	297	175	617	999	2,309	51
Hammersmith and Fulham	1,903	654	713	356	717	4,343	590	636	520	574	2,036	4,356	12
Haringey	-	-	-	-	-	-	-	-	-	-	-	-	-
Harrow	2,918	1,136	1,215	928	972	7,169	949	548	2,163	590	2,969	7,219	74
Havering	2,719	854	1,118	435	491	5,617	1,007	483	830	404	2,813	5,537	135
Hillingdon	1,979	688	1,111	454	686	4,918	521	574	682	382	2,588	4,747	12
Hounslow	1,554	532	826	225	531	3,668	564	570	825	334	1,970	4,263	209
Islington	-	-	-	-	-	-	-	-	-	-	-	-	-
Kensington and Chelsea	312	289	93	73	262	1,029	107	88	228	102	504	1,029	2
Kingston upon Thames	1,965	847	595	290	490	4,187	677	692	618	250	2,012	4,249	-
Lambeth	601	203	133	74	148	1,159	225	124	121	64	625	1,159	27
Lewisham	-	-	-	-	-	-	-	-	-	-	-	-	-
Merton	488	134	59	26	65	772	162	53	51	33	475	774	42
Newham	-	-	-	-	-	-	-	-	-	-	-	-	-
Redbridge	3,561	1,635	2,053	647	1,497	9,393	1,398	1,716	872	3,883	322	9,791	378
Richmond upon Thames	1,724	443	278	149	802	3,396	383	1,498	507	157	841	3,386	-
Southwark	-	-	-	-	-	-	-	-	-	-	-	-	-
Sutton	-	6	-	-	-	6	4	-	1	-	3	8	-
Tower Hamlets	175	155	163	68	91	652	171	128	130	46	182	657	-
Waltham Forest	-	-	-	-	-	-	-	-	-	-	-	-	-
Wandsworth	128	132	66	60	57	443	59	102	81	75	127	444	5
Westminster	1,769	812	1,431	359	1,048	5,419	1,488	1,429	1,213	410	1,819	6,359	73
TOTALS	36,244	13,829	16,558	9,277	12,959	88,867	12,825	14,585	16,214	10,731	35,163	91,118	1,818

North East Turnout

Local Council	Population age 11-18	UK Topics Total Votes	UK Turnout %	Devolved Topics Vote Total	Devolved Turnout %
County Durham	43,843	7,783	17.75%	7,835	17.87%
Darlington	9,756	4,451	45.62%	4,452	45.63%
Gateshead	17,270	778	4.50%	778	4.50%
Hartlepool	8,674	1,219	14.05%	1,208	13.93%
Middlesbrough	13,157	13	0.10%	13	0.10%
Newcastle upon Tyne	24,426	6,536	26.76%	6,658	27.26%
North Tyneside	17,552	6,620	37.72%	6,671	38.01%
Northumberland	26,785	5,632	21.03%	5,738	21.42%
Redcar and Cleveland	11,946	2,843	23.80%	2,804	23.47%
South Tyneside	12,725	3,570	28.06%	3,453	27.14%
Stockton-on-Tees	18,337	2,469	13.46%	2,443	13.32%
Sunderland	23,463	5,175	22.06%	5,227	22.28%

North East

	Protect the Environment	Votes@16	Tackling Hate Crime	UN Convention on the Rights of the Child	Welcome Refugees	UK Topics Total Votes	Curriculum for Life	Child Poverty	Mental Health	Street Harassment	End Knife Crime	Devolved Topics Total Votes	Spoilt Votes
County Durham	3,687	1,165	1,285	854	792	7,783	1,438	1,216	2,323	524	2,334	7,835	81
Darlington	2,471	637	675	271	397	4,451	743	801	1,321	249	1,338	4,452	21
Gateshead	438	95	96	49	100	778	221	120	162	46	229	778	20
Hartlepool	640	157	221	123	78	1,219	279	158	352	65	354	1,208	49
Middlesbrough	7	1	3	1	1	13	2	3	1	5	2	13	-
Newcastle upon Tyne	3,675	856	907	379	719	6,536	1,079	1,337	1,596	425	2,221	6,658	143
North Tyneside	3,334	979	1,039	589	679	6,620	1,065	1,296	1,640	429	2,241	6,671	439
Northumberland	3,196	923	703	385	425	5,632	1,137	880	1,668	310	1,743	5,738	151
Redcar and Cleveland	1,444	500	444	180	275	2,843	485	352	771	187	1,009	2,804	110
South Tyneside	1,929	506	566	257	312	3,570	688	474	917	210	1,164	3,453	67
Stockton-on-Tees	1,234	360	433	133	309	2,469	407	426	652	178	780	2,443	68
Sunderland	2,385	801	1,011	480	498	5,175	780	752	1,419	377	1,899	5,227	96
TOTALS	24,440	6,980	7,383	3,701	4,585	47,089	8,324	7,815	12,822	3,005	15,314	47,280	1,245

North West Turnout

Local Council	Population age 11-18	UK Topics Total Votes	UK Turnout %	Devolved Topics Vote Total	Devolved Turnout %
Blackburn with Darwen	16,519	6,558	39.70%	6,417	38.85%
Blackpool	12,144	6,213	51.16%	6,178	50.87%
Bolton	28,009	6,456	23.05%	6,435	22.97%
Bury	18,065	4,496	24.89%	4,599	25.46%
Cheshire East	33,768	8,420	24.93%	8,663	25.65%
Cheshire West and Chester	29,359	6,470	22.04%	6,431	21.90%
Cumbria	41,707	13,803	32.80%	13,792	32.85%
Halton	12,200	2,853	23.39%	2,858	23.43%
Knowsley	13,653	7,531	55.16%	7,666	56.15%
Lancashire	108,600	26,735	24.62%	26,502	24.40%
Liverpool	38,419	4,415	11.49%	4,397	11.44%
Manchester	47,753	25,484	53.37%	25,725	53.87%
Oldham	25,152	11,225	44.63%	11,161	44.37%
Rochdale	21,627	2,267	10.48%	2,212	10.23%
Salford	21,785	6,260	28.74%	6,148	28.22%
Sefton	23,531	9,864	41.92%	9,866	41.93%
St. Helens	15,507	5,604	36.14%	5,574	35.95%
Stockport	26,584	7,662	28.82%	7,623	28.68%
Tameside	20,261	6,506	32.11%	6,592	32.54%
Trafford	23,950	5,908	24.67%	5,936	24.78%
Warrington	19,269	5,463	28.35%	5,347	27.75%
Wigan	29,470	13,641	46.29%	13,637	46.27%
Wirral	29,543	4,754	16.09%	4,772	16.15%

North West

	Protect the Environment	Votes@16	Tackling Hate Crime	UN Convention on the Rights of the Child	Welcome Refugees	UK Topics Total Votes	Curriculum for Life	Child Poverty	Mental Health	Street Harassment	End Knife Crime	Devolved Topics Total Votes	Spoilt Votes
Blackburn with Darwen	2,519	1,073	1,233	445	1,288	6,558	1,012	1,343	1,333	542	2,187	6,417	212
Blackpool	2,666	764	1,676	597	510	6,213	885	889	1,891	749	1,764	6,178	37
Bolton	3,008	946	1,218	515	769	6,456	1,325	817	1,196	535	2,562	6,435	8
Bury	2,006	812	729	443	506	4,496	606	849	1,024	472	1,648	4,599	65
Cheshire East	4,242	1,385	1,401	523	869	8,420	1,689	1,236	2,390	601	2,747	8,663	41
Cheshire West and Chester	3,532	1,093	867	410	568	6,470	1,218	1,033	1,618	415	2,147	6,431	112
Cumbria	7,265	2,155	2,073	1,011	1,299	13,803	2,537	2,397	3,989	968	3,901	13,792	205
Halton	1,347	455	582	219	250	2,853	491	239	569	148	1,411	2,858	59
Knowsley	2,358	1,395	1,522	922	1,334	7,531	1,165	1,393	1,724	978	2,406	7,666	183
Lancashire	10,428	4,006	5,417	3,418	3,466	26,735	4,961	4,084	6,817	2,461	8,179	26,502	1,164
Liverpool	2,096	583	640	735	361	4,415	500	580	1,101	621	1,595	4,397	12
Manchester	12,421	2,582	4,408	1,677	4,396	25,484	2,583	4,286	4,234	1,947	12,675	25,725	1,327
Oldham	4,444	1,417	2,167	1,218	1,979	11,225	1,620	2,185	2,120	1,132	4,104	11,161	205
Rochdale	680	448	549	271	319	2,267	281	415	553	341	622	2,212	-
Salford	2,655	1,092	1,137	699	677	6,260	1,116	904	1,448	584	2,096	6,148	34
Sefton	1,656	2,384	2,853	1,716	1,255	9,864	1,273	2,377	1,657	1,433	3,126	9,866	37
St. Helens	2,736	869	1,153	361	485	5,604	667	1,320	1,114	209	2,264	5,574	238
Stockport	4,127	1,104	1,205	496	730	7,662	1,163	1,219	1,968	419	2,854	7,623	161
Tameside	2,958	1,075	1,305	527	641	6,506	1,136	1,007	1,752	499	2,198	6,592	80
Trafford	2,806	891	1,123	368	720	5,908	955	1,008	1,276	620	2,077	5,936	40
Warrington	2,553	839	991	504	576	5,463	1,079	769	1,324	454	1,721	5,347	65
Wigan	6,692	2,015	2,637	1,039	1,258	13,641	2,388	1,771	3,448	847	5,183	13,637	29
Wirral	2,118	805	927	374	530	4,754	854	910	1,180	543	1,285	4,772	100
TOTALS	87,313	30,188	37,813	18,488	24,786	198,588	31,504	33,031	45,726	17,518	70,752	198,531	4,414

Northern Ireland Turnout

Constituency	Population age 11-18	UK Topics Total Votes	UK Turnout %	Devolved Topics Vote Total	Devolved Turnout %
Belfast East	8,170	1,729	21.16%	1,695	20.75%
Belfast North	10,018	426	4.25%	422	4.21%
Belfast South	8,505	2,160	25.40%	2,166	25.47%
Belfast West	10,031	0	0.00%	0	0.00%
East Antrim	8,666	126	1.45%	126	1.45%
East Londonderry	10,017	1,524	15.21%	1,524	15.21%
Fermanagh & South Tyrone	11,279	0	0.00%	0	0.00%
Folye	10,536	700	6.64%	700	6.64%
Lagan Valley	10,360	800	7.72%	780	7.53%
Mid Ulster	11,208	375	3.35%	375	3.35%
Newry & Armagh	12,646	4,110	32.50%	3,996	31.60%
North Antrim	11,084	78	0.70%	59	0.53%
North Down	8,292	0	0.00%	0	0.00%
South Antrim	10,601	0	0.00%	0	0.00%
South Down	12,129	3,312	27.31%	3,283	27.07%
Strangford	8,778	497	5.66%	491	5.59%
Upper Bann	12,653	980	7.75%	980	7.75%
West Tyrone	9,907	0	0.00%	0	0.00%

Northern Ireland

	Protect the Environment	Votes@16	Tackling Hate Crime	UN Convention on the Rights of the Child	Welcome Refugees	UK Topics Total Votes	Curriculum for Life	Child Poverty	Mental Health	Street Harassment	End Knife Crime	Devolved Topics Total Votes	Spoilt Votes
Belfast East	738	396	339	149	107	1,729	300	247	841	92	215	1,695	47
Belfast North	192	96	88	26	24	426	62	58	246	24	32	422	4
Belfast South	1,216	296	246	104	298	2,160	574	466	504	141	481	2,166	22
Belfast West	-	-	-	-	-	-	-	-	-	-	-	-	-
East Antrim	64	25	24	3	10	126	18	18	71	9	10	126	-
East Londonderry	503	420	145	178	278	1,524	156	213	749	216	190	1,524	-
Fermanagh & South Tyrone	-	-	-	-	-	-	-	-	-	-	-	-	-
Foyle	236	313	61	50	40	700	30	197	473	-	-	700	10
Lagan Valley	330	140	80	100	150	800	90	130	320	100	140	780	8
Mid Ulster	147	133	32	8	55	375	12	115	188	44	16	375	9
Newry & Armagh	1,750	1,127	456	356	421	4,110	1,234	420	1,520	381	441	3,996	81
North Antrim	21	18	6	18	15	78	20	21	16	-	2	59	14
North Down	-	-	-	-	-	-	-	-	-	-	-	-	-
South Antrim	-	-	-	-	-	-	-	-	-	-	-	-	-
South Down	1,562	717	443	225	365	3,312	464	572	1,470	207	570	3,283	-
Strangford	222	130	72	26	47	497	122	82	183	32	72	491	-
Upper Bann	360	200	250	90	80	980	100	140	570	80	90	980	8
West Tyrone	-	-	-	-	-	-	-	-	-	-	-	-	-
TOTALS	7,341	4,011	2,242	1,333	1,890	16,817	3,182	2,679	7,151	1,326	2,259	16,597	203

Scotland Turnout

Local Council	Population age 11-18	UK Topics Total Votes	UK Turnout %	Devolved Topics Vote Total	Devolved Turnout %
Aberdeen City	15,159	0	0.00%	0	0.00%
Aberdeenshire	23,307	0	0.00%	0	0.00%
Angus	9,938	0	0.00%	0	0.00%
Argyll and Bute	6,872	505	7.35%	494	7.19%
City of Edinburgh	35,129	0	0.00%	0	0.00%
Clackmannanshire	4,501	85	1.89%	74	1.64%
Dumfries and Galloway	12,090	0	0.00%	0	0.00%
Dundee City	11,553	0	0.00%	0	0.00%
East Ayrshire	10,286	0	0.00%	0	0.00%
East Dunbartonshire	9,670	0	0.00%	0	0.00%
East Lothian	9,301	406	4.37%	389	4.18%
East Renfrewshire	9,779	2,107	21.55%	2,107	21.55%
Falkirk	13,852	0	0.00%	0	0.00%
Fife	31,473	731	2.32%	742	2.36%
Glasgow City	45,305	3,127	6.90%	3,113	6.87%
Highland	20,316	0	0.00%	0	0.00%
Inverclyde	6,516	0	0.00%	0	0.00%
Midlothian	7,930	0	0.00%	0	0.00%
Moray	8,390	0	0.00%	0	0.00%
Na h-Eileanan Siar	2,227	0	0.00%	0	0.00%
North Ayrshire	11,816	1,519	12.86%	1,552	13.13%
North Lanarkshire	31,635	0	0.00%	0	0.00%
Orkney Islands	1,815	553	30.47%	547	30.14%
Perth and Kinross	12,920	0	0.00%	0	0.00%
Renfrewshire	15,008	1,225	8.16%	1,102	7.34%
Scottish Borders	9,677	0	0.00%	0	0.00%
Shetland Islands	2,122	861	40.57%	877	41.33%
South Ayrshire	9,076	0	0.00%	0	0.00%
South Lanarkshire	27,118	2,517	9.28%	2,617	9.65%
Stirling	8,620	0	0.00%	0	0.00%
West Dunbartonshire	7,550	0	0.00%	0	0.00%
West Lothian	17,241	0	0.00%	0	0.00%

Scotland

	Protect the Environment	Votes@16	Tackling Hate Crime	UN Convention on the Rights of the Child	Welcome Refugees	UK Topics Total Votes	Curriculum for Life	Child Poverty	Mental Health	Street Harassment	End Knife Crime	Devolved Topics Total Votes	Spoilt Votes
Aberdeen City	-	-	-	-	-	-	-	-	-	-	-	-	-
Aberdeenshire	-	-	-	-	-	-	-	-	-	-	-	-	-
Angus	-	-	-	-	-	-	-	-	-	-	-	-	-
Argyll and Bute	207	109	75	32	82	505	77	99	128	38	152	494	-
Clackmannanshire	-	-	-	-	-	-	-	-	-	-	-	-	-
Dumfries and Galloway	43	12	15	5	10	85	15	10	31	5	13	74	-
Dundee City	-	-	-	-	-	-	-	-	-	-	-	-	-
East Ayrshire	-	-	-	-	-	-	-	-	-	-	-	-	-
East Dunbartonshire	-	-	-	-	-	-	-	-	-	-	-	-	-
East Lothian	-	-	-	-	-	-	-	-	-	-	-	-	-
East Renfrewshire	182	59	62	17	86	406	53	117	98	34	87	389	-
Edinburgh	1,097	379	237	135	259	2,107	325	645	575	137	425	2,107	41
Falkirk	-	-	-	-	-	-	-	-	-	-	-	-	-
Fife	356	153	106	53	63	731	130	158	256	40	158	742	109
Glasgow City	852	1,083	611	286	295	3,127	526	313	1,832	238	204	3,113	93
Highland	-	-	-	-	-	-	-	-	-	-	-	-	-
Inverclyde	-	-	-	-	-	-	-	-	-	-	-	-	-
Midlothian	-	-	-	-	-	-	-	-	-	-	-	-	-
Moray	-	-	-	-	-	-	-	-	-	-	-	-	-
Na h-Eileanan Siar	-	-	-	-	-	-	-	-	-	-	-	-	-
North Ayrshire	764	319	204	108	124	1,519	327	422	311	103	389	1,552	-
North Lanarkshire	-	-	-	-	-	-	-	-	-	-	-	-	-
Orkney Islands	331	95	50	16	61	553	108	95	117	41	186	547	11
Perth and Kinross	-	-	-	-	-	-	-	-	-	-	-	-	-
Renfrewshire	312	163	234	291	225	1,225	289	270	236	142	165	1,102	4
Scottish Borders	-	-	-	-	-	-	-	-	-	-	-	-	-
Shetland Islands	476	160	86	53	86	861	149	178	261	41	248	877	38
South Ayrshire	-	-	-	-	-	-	-	-	-	-	-	-	-
South Lanarkshire	954	575	349	346	293	2,517	513	487	821	311	485	2,617	11
Stirling	-	-	-	-	-	-	-	-	-	-	-	-	-
West Dunbartonshire	-	-	-	-	-	-	-	-	-	-	-	-	-
West Lothian	-	-	-	-	-	-	-	-	-	-	-	-	-
TOTALS	5,574	3,107	2,029	1,342	1,584	13,636	2,512	2,794	4,666	1,130	2,512	13,614	307

South East Turnout

Local Council	Population age 11-18	UK Topics Total Votes	UK Turnout %	Devolved Topics Total Votes	Devolved Turnout %
Bracknell Forest	12,286	7,499	61.04%	6,991	56.90%
Brighton and Hove	22,910	1,027	4.48%	1,060	4.63%
Buckinghamshire	53,918	1,945	3.61%	1,943	3.60%
East Sussex	47,700	12,612	26.44%	11,515	24.14%
Hampshire	124,361	13,068	10.51%	13,678	11.00%
Isle of Wight	11,481	3,246	28.27%	3,320	28.92%
Kent	147,370	6,625	4.50%	6,667	4.52%
Medway	26,802	6,470	24.14%	6,543	24.41%
Milton Keynes	26,877	9,868	36.72%	10,389	38.65%
Oxfordshire	62,242	865	1.39%	837	1.34%
Portsmouth	18,298	0	0.00%	-	0.00%
Reading	13,935	3,605	25.87%	3,965	28.45%
Slough	16,139	7,924	49.10%	8,244	51.08%
Southampton	19,723	14,012	71.04%	13,933	70.64%
Surrey	112,471	8,944	7.95%	9,064	8.06%
West Berkshire	16,176	1,092	6.75%	1,035	6.40%
West Sussex	74,341	25,391	34.15%	24,273	32.65%
Windsor and Maidenhead	16,000	4,671	29.19%	4,672	29.20%
Wokingham	17,024	2,336	13.72%	2,773	16.29%

South East

	Protect the Environment	Votes@16	Tackling Hate Crime	UN Convention on the Rights of the Child	Welcome Refugees	UK Topics Total Votes	Curriculum for Life	Child Poverty	Mental Health	Street Harassment	End Knife Crime	Devolved Topics Total Votes	Spoilt Votes
Bracknell Forest	3,763	1,628	926	461	721	7,499	1,400	1,152	1,368	666	2,405	6,991	231
Brighton and Hove	561	130	135	67	134	1,027	114	218	239	109	380	1,060	11
Buckinghamshire	888	282	305	150	320	1,945	264	372	402	145	760	1,943	21
East Sussex	7,707	1,715	1,438	700	1,052	12,612	2,041	2,011	3,035	763	3,665	11,515	93
Hampshire	7,076	2,218	1,623	938	1,213	13,068	2,628	1,648	4,246	802	4,354	13,678	13
Isle of Wight	1,980	441	328	139	358	3,246	587	476	978	209	1,070	3,320	34
Kent	3,609	1,054	740	615	607	6,625	1,651	1,232	1,572	369	1,843	6,667	70
Medway	2,597	985	1,350	753	785	6,470	1,005	937	1,689	509	2,403	6,543	38
Milton Keynes	5,118	984	1,715	571	1,480	9,868	1,419	1,515	2,257	548	4,650	10,389	-
Oxfordshire	561	91	75	35	103	865	185	250	175	69	158	837	10
Portsmouth	-	-	-	-	-	-	-	-	-	-	-	-	-
Reading	1,679	582	548	270	526	3,605	757	699	765	327	1,417	3,965	14
Slough	2,773	971	2,141	667	1,372	7,924	868	1,035	1,147	750	4,444	8,244	179
Southampton	6,825	1,846	2,554	1,069	1,718	14,012	2,132	2,105	3,285	2,125	4,286	13,933	45
Surrey	5,359	1,156	957	538	934	8,944	1,055	1,248	3,045	655	3,061	9,064	99
West Berkshire	606	205	109	53	119	1,092	185	148	245	64	393	1,035	-
West Sussex	8,752	3,044	7,818	2,071	3,706	25,391	2,997	3,254	4,815	3,399	9,808	24,273	53
Windsor and Maidenhead	2,626	827	612	4	602	4,671	850	827	1,095	145	1,755	4,672	-
Wokingham	1,099	451	389	179	218	2,336	682	508	654	197	732	2,773	5
TOTALS	63,579	18,610	23,763	9,280	15,968	131,200	20,820	19,635	31,012	11,851	47,584	130,902	916

South West Turnout

Local Council	Population age 11-18	UK Topics Total Votes	UK Turnout %	Devolved Topics Vote Total	Devolved Turnout %
Bath and North East Somerset	16,509	4,948	29.97%	4,963	30.06%
Bournemouth, Christchurch and Poole	31,619	5,880	18.60%	5,879	18.59%
Bristol, City of	36,587	6,634	18.13%	6,530	17.85%
Cornwall	47,778	12,101	25.33%	12,233	25.60%
Devon	65,230	6,604	10.12%	6,544	10.03%
Dorset	32,200	5,300	16.46%	5,137	15.95%
Gloucestershire	56,083	8,217	14.65%	8,219	14.66%
Isles of Scilly	127	56	44.09%	54	42.52%
North Somerset	18,704	40	0.21%	39	0.21%
Plymouth	21,704	14,942	68.84%	14,792	68.15%
Somerset	49,321	3,855	7.82%	4,143	8.40%
South Gloucestershire	24,672	309	1.25%	312	1.26%
Swindon	20,165	518	2.57%	514	2.55%
Torbay	10,988	1,148	10.45%	1,150	10.47%
Wiltshire	46,591	6,406	13.75%	6,300	13.52%

South West

	Protect the Environment	Votes@16	Tackling Hate Crime	UN Convention on the Rights of the Child	Welcome Refugees	UK Topics Total Votes	Curriculum for Life	Child Poverty	Mental Health	Street Harassment	End Knife Crime	Devolved Topics Total Votes	Spoilt Votes
Bath and North East Somerset	2,957	687	508	290	506	4,948	786	896	1,229	285	1,767	4,963	105
Bournemouth, Christchurch and Poole	3,683	726	624	312	535	5,880	1,230	937	1,292	337	2,083	5,879	80
Bristol, City of	3,761	966	756	273	878	6,634	948	1,432	1,240	475	2,435	6,530	263
Cornwall	6,398	1,782	1,779	1,034	1,108	12,101	2,465	1,908	3,833	1,051	2,976	12,233	139
Devon	3,797	1,006	755	409	637	6,604	1,467	1,190	1,804	480	1,603	6,544	118
Dorset	3,429	735	485	229	422	5,300	1,424	572	1,176	317	1,648	5,137	31
Gloucestershire	4,794	962	1,014	545	902	8,217	1,337	1,710	1,904	629	2,639	8,219	27
Isles of Scilly	43	5	4	2	2	56	15	10	11	1	17	54	2
North Somerset	15	13	3	1	8	40	7	7	7	2	16	39	3
Plymouth	8,443	2,184	2,092	750	1,473	14,942	3,167	2,617	3,984	951	4,073	14,792	341
Somerset	2,166	493	484	299	413	3,855	701	714	810	512	1,406	4,143	71
South Gloucestershire	180	46	37	27	19	309	65	50	69	20	108	312	2
Swindon	287	57	60	36	78	518	81	115	76	33	209	514	-
Torbay	624	182	150	89	103	1,148	98	169	283	102	498	1,150	-
Wiltshire	2,704	1,610	862	464	766	6,406	1,197	942	1,210	1,212	1,739	6,300	1,387
TOTALS	43,281	11,454	9,613	4,760	7,850	76,958	14,988	13,269	18,928	6,407	23,217	76,809	2,569

Wales Turnout

Local Council	Population age 11-18	UK Topics Total Votes	UK Turnout %	Devolved Topics Vote Total	Devolved Turnout %
Blaenau Gwent	5,894	498	8.45%	488	8.28%
Bridgend	12,812	2,109	16.46%	1,998	15.59%
Caerphilly	16,631	3,997	24.03%	4,004	24.08%
Cardiff	30,714	5,520	17.97%	6,465	21.05%
Carmarthenshire	16,720	4,121	24.65%	4,118	24.63%
Ceredigion	5,811	2,001	34.43%	1,761	30.30%
Conwy	9,677	23	0.24%	23	0.24%
Denbighshire	8,467	0	0.00%	-	0.00%
Flintshire	14,149	0	0.00%	-	0.00%
Gwynedd	10,593	0	0.00%	-	0.00%
Isle of Anglesey	5,677	0	0.00%	-	0.00%
Merthyr Tydfil	5,277	1,603	30.38%	1,687	31.97%
Monmouthshire	8,433	2,644	31.35%	2,620	31.07%
Neath Port Talbot	12,462	1,631	13.09%	1,863	14.95%
Newport	14,224	1,001	7.04%	1,001	7.04%
Pembrokeshire	10,855	2,278	20.99%	2,286	21.06%
Powys	11,201	0	0.00%	-	0.00%
Rhondda Cynon Taff	21,316	4,456	20.90%	4,223	19.81%
Swansea	21,114	2	0.01%	2	0.01%
Torfaen	8,245	1,130	13.71%	1,029	12.48%
Vale of Glamorgan	12,109	4,636	38.29%	4,726	39.03%
Wrexham	12,398	1,247	10.06%	1,247	10.06%

Wales

	Protect the Environment	Votes@16	Tackling Hate Crime	UN Convention on the Rights of the Child	Welcome Refugees	UK Topics Total Votes	Curriculum for Life	Child Poverty	Mental Health	Street Harassment	End Knife Crime	Devolved Topics Total Votes	Spoilt Votes
Blaenau Gwent	205	110	103	29	51	498	66	75	203	33	111	488	-
Bridgend	1,090	365	330	127	197	2,109	394	287	541	136	640	1,998	58
Caerphilly	1,657	898	728	366	348	3,997	516	691	1,426	362	1,009	4,004	12
Cardiff	2,823	835	114	584	1,164	5,520	981	1,040	1,339	533	2,572	6,465	52
Carmarthenshire	2,135	724	506	300	456	4,121	1,088	646	1,039	346	999	4,118	98
Ceredigion	1,253	327	181	104	136	2,001	486	251	425	105	494	1,761	2
Conwy	6	7	5	4	1	23	2	1	13	2	5	23	4
Denbighshire	-	-	-	-	-	-	-	-	-	-	-	-	-
Flintshire	-	-	-	-	-	-	-	-	-	-	-	-	-
Gwynedd	-	-	-	-	-	-	-	-	-	-	-	-	-
Isle of Anglesey	-	-	-	-	-	-	-	-	-	-	-	-	-
Merthyr Tydfil	727	247	306	152	171	1,603	352	190	496	168	481	1,687	341
Monmouthshire	1,558	408	344	132	202	2,644	559	413	704	130	814	2,620	319
Neath Port Talbot	833	229	284	136	149	1,631	404	225	550	171	513	1,863	3
Newport	498	171	170	49	113	1,001	216	158	170	86	371	1,001	39
Pembrokeshire	1,239	408	271	152	208	2,278	491	368	698	159	570	2,286	40
Powys	-	-	-	-	-	-	-	-	-	-	-	-	-
Rhondda Cynon Taff	2,227	741	713	406	369	4,456	821	519	1,168	342	1,373	4,223	20
Swansea	1	1	-	-	-	2	1	-	1	-	-	2	-
Torfaen	592	171	146	110	111	1,130	232	191	273	96	237	1,029	20
Vale of Glamorgan	2,761	628	522	434	291	4,636	1,016	745	942	253	1,770	4,726	298
Wrexham	577	254	193	79	144	1,247	219	183	337	116	392	1,247	135
TOTALS	20,182	6,524	4,916	3,164	4,111	38,897	7,844	5,983	10,325	3,038	12,351	39,541	1,441

West Midlands Turnout

Local Council	Population age 11-18	UK Topics Total Votes	UK Turnout %	Devolved Topics Vote Total	Devolved Turnout %
Birmingham	120,926	7,666	6.34%	7,682	6.35%
Coventry	31,814	0	0.00%	-	0.00%
Dudley	29,728	4,632	15.58%	4,841	16.28%
Herefordshire	15,858	0	0.00%	-	0.00%
Sandwell	32,916	3,212	9.76%	3,118	9.47%
Shropshire	27,994	0	0.00%	-	0.00%
Solihull	20,699	3,296	15.92%	3,372	16.29%
Staffordshire	75,653	7,727	10.21%	7,865	10.40%
Stoke-on-Trent	22,802	76	0.33%	66	0.29%
Telford and Wrekin	17,180	4,332	25.22%	4,472	26.03%
Walsall	28,277	4,151	14.68%	4,136	14.63%
Warwickshire	50,224	4,380	8.72%	3,828	7.62%
Wolverhampton	24,349	9,801	40.25%	9,302	38.20%
Worcestershire	51,567	2,124	4.12%	2,184	4.24%

West Midlands

	Protect the Environment	Votes@16	Tackling Hate Crime	UN Convention on the Rights of the Child	Welcome Refugees	UK Topics Total Votes	Curriculum for Life	Child Poverty	Mental Health	Street Harassment	End Knife Crime	Devolved Topics Total Votes	Spoilt Votes
Birmingham	3,353	1,274	1,240	547	1,252	7,666	1,106	1,241	1,195	552	3,588	7,682	401
Coventry	-	-	-	-	-	-	-	-	-	-	-	-	-
Dudley	2,173	769	904	358	428	4,632	768	537	974	317	2,245	4,841	202
Herefordshire	-	-	-	-	-	-	-	-	-	-	-	-	-
Sandwell	1,726	518	498	165	305	3,212	491	464	739	232	1,192	3,118	23
Shropshire	-	-	-	-	-	-	-	-	-	-	-	-	-
Solihull	1,361	553	616	294	472	3,296	521	533	657	229	1,432	3,372	-
Staffordshire	4,303	1,166	1,085	414	759	7,727	1,212	1,283	1,800	473	3,097	7,865	245
Stoke-on-Trent	45	10	14	2	5	76	23	8	18	3	14	66	-
Telford and Wrekin	1,986	1,123	629	281	313	4,332	1,297	815	821	294	1,245	4,472	-
Walsall	1,990	670	652	266	573	4,151	600	676	701	329	1,830	4,136	176
Warwickshire	2,435	524	650	238	533	4,380	633	733	914	271	1,277	3,828	16
Wolverhampton	4,338	1,410	1,855	725	1,473	9,801	1,563	1,253	1,766	715	4,005	9,302	307
Worcestershire	1,211	218	274	165	256	2,124	298	357	562	171	796	2,184	11
TOTALS	24,921	8,235	8,417	3,455	6,369	51,397	8,512	7,900	10,147	3,586	20,721	50,866	1,381

Yorkshire & Humberside Turnout

Local Council	Population age 11-18	UK Topics Total Votes	UK Turnout	Devolved Topics Totals	Devolved Turnout
Barnsley	21,132	9,632	45.42%	9,270	43.68%
Bradford	60,043	687	1.14%	705	1.17%
Calderdale	19,813	5,019	25.33%	4,391	22.16%
Doncaster	27,725	13,108	47.28%	12,982	46.82%
East Riding of Yorkshire	28,938	82	0.28%	82	0.28%
Kingston upon Hull, City of	22,035	1,139	5.17%	1,167	5.30%
Kirklees	42,690	0	0.00%	-	0.00%
Leeds	67,192	11,828	17.60%	11,407	16.98%
North East Lincolnshire	14,527	145	1.00%	1,769	12.18%
North Lincolnshire	15,632	7,992	51.13%	7,406	47.38%
North Yorkshire	53,905	4,537	8.42%	4,289	7.96%
Rotherham	24,306	6,396	26.31%	6,449	26.53%
Sheffield	50,676	10,290	20.31%	10,286	20.30%
Wakefield	29,822	2,577	8.64%	4,152	13.92%
York	16,412	5,568	33.93%	5,582	34.01%

Yorkshire & Humberside

	Protect the Environment	Votes@16	Tackling Hate Crime	UN Convention on the Rights of the Child	Welcome Refugees	UK Topics Total Votes	Curriculum for Life	Child Poverty	Mental Health	Street Harassment	End Knife Crime	Devolved Topics Total Votes	Spoilt Votes
Barnsley	4,833	1,608	1,775	571	845	9,632	1,706	1,370	2,435	815	2,944	9,270	228
Bradford	242	120	121	48	156	687	96	158	121	56	274	705	100
Calderdale	2,425	628	1,003	458	505	5,019	803	623	1,313	377	1,275	4,391	75
Doncaster	5,704	2,224	2,320	1,431	1,429	13,108	2,675	1,883	3,331	1,365	3,728	12,982	109
East Riding of Yorkshire	23	23	16	13	7	82	6	11	28	6	31	82	-
Kingston upon Hull, City of	530	191	203	84	131	1,139	141	212	297	102	415	1,167	33
Kirklees	-	-	-	-	-	-	-	-	-	-	-	-	-
Leeds	5,085	1,956	2,149	1,034	1,604	11,828	1,630	2,075	2,572	1,397	3,733	11,407	227
North East Lincolnshire	-	145	-	-	-	145	289	166	761	-	553	1,769	-
North Lincolnshire	4,080	1,187	1,410	545	770	7,992	1,190	2,073	560	560	3,023	7,406	82
North Yorkshire	2,661	741	515	228	392	4,537	836	796	985	247	1,425	4,289	62
Rotherham	2,723	1,093	1,514	457	609	6,396	1,152	984	1,864	557	1,892	6,449	661
Sheffield	5,485	1,509	1,482	632	1,182	10,290	1,583	1,657	2,095	615	4,336	10,286	16
Wakefield	767	391	670	342	407	2,577	855	610	1,136	273	1,278	4,152	-
York	3,286	701	643	336	602	5,568	1,039	943	1,470	281	1,849	5,582	87
TOTALS	37,844	12,517	13,821	6,179	8,639	79,000	14,001	13,561	18,968	6,651	26,756	79,937	1,680

Top Make Your Mark Champions

We would like to recognise and celebrate the achievements of those young people. Particularly those who helped give a voice to 1,000 or more young people.

Region/Nation	Area	Make Your Mark Champion	Submitted Total
South East	West Sussex	Farah Khan	12,821
North West	Lancashire	Ambarin Quadri	11,316
North West	Lancashire	Millie Edwards	10,846
North West	Knowsley	Katie Hinton	8,036
South West	Devon	Laura Edmunds	6,565
Scotland	Glasgow City	Ross Mcarthur	6,333
London	Enfield	Theo Sergiou	6,001
North West	Lancashire	Megan Ginley	5,988
North West	Lancashire	Lily Cooper	5,857
London	Hammersmith/Fulham	Ozan Erder	5,000
East Midlands	Leicestershire	Lauren Duguid	4,976
South West	Wiltshire	Heather Newton	4,808
North West	Lancashire	Danielle Perkins	4,759
Scotland	West Scotland	Aaran Mcdonald	4,733
Scotland	Edinburgh	Beccie White	4,255
North West	Knowsley	Katie Hinton	4,021
Northern Ireland	Belfast South	Luke Patterson	3,983
East Midlands	Rutland	Heather Kelly and Eloise Palmer	3,829
Northern Ireland	Belfast East	Jodie Floyd	3,808
Wales	Merthyr Tydfil	Corey Shemwell	3,628
South West	Somerset	Hanna Wittek	3,616
East of England	Essex	Davinia O'Muyiwa	3,500
East of England	Essex	Emily Adcock	3,500
East of England	Essex	Judah Olajide	3,500
East of England	Essex	Prajwal Pandey	3,500
East of England	Essex	Rachel Ojo	3,500
East of England	Essex	Sophie Bush	3,500
East of England	Essex	Tyler May	3,500
South East	Surrey	Ian Volkov	3,330
Wales	Carmarthenshire	Carmarthenshire Youth Council	3,262
South West	Plymouth	Tia Carmicheal	3,216
Yorkshire & Humber	Sheffield	Jude Smith	3,072
Wales	Cardiff	Connor Clarke	3,000
London	Havering	Emily Thompson	3,000
Wales	Cardiff	Victor Ciunca	3,000
Northern Ireland	East Londonderry	Anna Mcelhinney	2,768
London	Redbridge	Shauna Kaur	2,750
Wales	Carmarthenshire	Amber Treharne	2,666
East Midlands	Nottinghamshire	Ashlie Elliott Callum Parr Megan Woodcock	2,630
North East	Sunderland	Chloe Donkin	2,464

East of England	Norfolk	Fee Robinson	2,422
Scotland	Renfrewshire	Josh Kennedy	2,319
East of England	Suffolk	Daniel Wilson	2,314
South East	Milton Keynes	Toby Poyner	2,312
East Midlands	Nottinghamshire	Jack Kellas	2,240
North West	Cumbria	Elsbeth Leslie	2,235
East of England	Bedford	Ewan Foster, Harvey Kemp & Ricarda Rodenas	2,235
London	Brent	Kiana Zareisfandabadi	2,226
South East	Milton Keynes	Ben Follows	2,189
Yorkshire & Humber	Doncaster	Connor Burleigh	2,165
London	Redbridge	Raul Andrei Tinca	2,124
South East	Bracknell Forest	Bethan Cooper	2,108
West Midlands	Staffordshire	Russell Banks	2,106
South East	Medway	Christina Arena	2,016
West Midlands	Telford and Wrekin	Alex Maidens	2,000
South West	Plymouth	Dominique Faruanu	2,000
South East	Bracknell Forest	Neve Dee	2,000
South East	Bracknell Forest	Indy Roper	1,996
South East	Bracknell Forest	Matthew Boyd	1,919
South East	Bracknell Forest	Vladislav Brusarski	1,918
London	Redbridge	Amelia Crorie	1,830
London	Greenwich	Divine Mankumbani	1,800
Scotland	Shetland	Leighton Anderson and Jonathan Dorrat	1,776
London	Greenwich	Grace Horn	1,707
South West	Cornwall	Indigo Haynes	1,601
East Midlands	Leicestershire	Ellie Drummy	1,592
London	Redbridge	Mohammed Yaseen Akbar	1,586
South West	Gloucestershire	Aura Townsend	1,553
South West	Gloucestershire	Grace Fox	1,553
South East	Surrey	Oliver Mccourty	1,509
North East	Darlington	Htet Wunna	1,501
North West	Bury	Emma Greenwood	1,480
South East	East Sussex	Edward Peasgood	1,426
South East	Bracknell Forest	Paige Stubbs	1,365
West Midlands	Warwickshire	Daisy Tipping	1,360
West Midlands	Warwickshire	Isaac Searle	1,360
Scotland	Fife	Fraser Brown	1,356
South East	East Sussex	Bella Rees King	1,307
Scotland	South Lanarkshire	Victory Ekpekurede	1,307
London	Bromley	Ellen Thom	1,284
London	Bromley	Nathan Ward	1,284
West Midlands	Warwickshire	Zoe Stevens	1,262
Yorkshire & Humber	Rotherham	Josie Brown	1,213
London	Bromley	Abdullah Alasam	1,197
London	Bromley	Jacob Eyers	1,197

West Midlands	Birmingham	Mahfuza Khandokar	1,186
South West	Bath and North East Somerset	Indra Black	1,182
South West	Bath and North East Somerset	Mia Haines	1,182
West Midlands	Walsall	Ibrahim Sohail	1,170
East of England	Bedford	Masooma Sultana	1,162
East Midlands	Nottinghamshire	Hannah Shepherd	1,159
Yorkshire & Humber	North Lincolnshire	Alex Bainbridge	1,139
South West	Cornwall	Jay Davies	1,138
London	Havering	Ruby Putney	1,121
North West	Halton	Liv Eren	1,113
Scotland	Orkney	Maya Tams-Gray And Hope Laing	1,111
North West	Halton	Elliot Walker	1,106
South East	Southampton	Shante Jackson	1,100
West Midlands	Warwickshire	George Towl	1,097
London	Westminster	Mehdi Joodallah	1,089
East Midlands	Nottinghamshire	Jack Heald	1,076
West Midlands	Walsall	Kamran Khan	1,076
West Midlands	Warwickshire	Jessica Yangbourne	1,062
London	Westminster	Isaac Saliu	1,057
Scotland	Highlands	Kimberley Brown	1,043
Wales	Newport	Charley Oliver-Holland	1,041
London	Hackney	Raivene Walters	1,038
London	Kensington/Chelsea	Taif Rahman	1,029
London	Westminster	Civan Terbas	1,025
Yorkshire & Humber	Sheffield	Robin Gibbons	1,025
London	Westminster	Helen Ece Yengil	1,024
East Midlands	Leicester City	Brogan Spinks	1,020
East Midlands	Leicester City	Michael Gee	1,020
London	Bromley	Libby Hyde	1,013
London	Westminster	Salwa Al-Hawamdeh	1,013
West Midlands	Staffordshire	Rawlett Student Council	1,009
North West	Cheshire West	Emma Bloor	1,002
North West	Cumbria	Aaron Kelly	1,000
South West	Plymouth	Ellie Lakin	1,000
South West	Plymouth	Niamh Mills	1,000
South West	Plymouth	Ricky Blight	1,000
South West	Dorset	Finlay Weir	1,000

We would also like to recognise, and thank the following Make Your Mark Champions for their commitment to engaging and consulting their peers:

Yorkshire & Humber	Leeds	Sylvia Cullen	977
London	Lambeth	Emily Warnham	939
East Midlands	Leicestershire	Dan Taylor	906
East of England	Southend-on-Sea	Aj Fooks	866
South West	Cornwall	Ed Brown	860
North West	Cumbria	Jack Garley	824

London	Greenwich	Jack Hemment	823
London	Redbridge	Keirthan Ramesh	809
Yorkshire & Humber	Sheffield	Gillian Cudjoe-Atsu	793
Yorkshire & Humber	Sheffield	Muneerah Al Yafai	793
London	Tower Hamlets	Nadia Hussien	765
Northern Ireland	South Down	Cormac Savage	760
Northern Ireland	Mid Ulster	Thomas Doris	759
Yorkshire & Humber	Leeds	Alannah Marsden	630
Yorkshire & Humber	North Yorkshire	Torin Zieboll	617
Yorkshire & Humber	North Yorkshire	Torin Zieboll	613
Wales	Neath Port Talbot	Charitha Garadannagari	607
London	Tower Hamlets	Vivian Akinremi	595
South East	Slough	Mariagaafar	569
South East	Slough	Fifiel Sayed	568
Yorkshire & Humber	Leeds	Arqam Al-Hadeed	563
North West	Cheshire East	Amelia Oldroyd	562
South West	Somerset	Lara Martin	560
South East	Slough	Future Ikilo Aghedo	555
Scotland	North Ayrshire	Emily Nix	538
Scotland	Glasgow City	Ellie Craig	535
London	Greenwich	Madlen Valchanova	532
Yorkshire & Humber	Leeds	Harry Small	530
Northern Ireland	Strangford	Natasha Manganaro	513
Yorkshire & Humber	Leeds	Charlotte Whitehead	497
Yorkshire & Humber	Sheffield	Cameron Smith	487
Wales	Carmarthenshire	Arwen Skinner	485
Wales	Torfaen	Maisy Evans	446
London	Greenwich	Shade Akinrinade	446
West Midlands	Warwickshire	Georgina Hopwood	427
South East	Reading	Maddie Clark	398
Yorkshire & Humber	Leeds	Tommy Schofield	391
Yorkshire & Humber	Leeds	Ciara Aveyard	390
Yorkshire & Humber	Leeds	Jamie Nash	390
Yorkshire & Humber	Doncaster	Ryaan Fayed	342
Yorkshire & Humber	Leeds	Manvider Dev	341
Yorkshire & Humber	Leeds	Gurman Dev	340
Yorkshire & Humber	Leeds	Laraib Amjad	340
South West	Devon	Ella Edmonds	333
Yorkshire & Humber	Leeds	Melanie Dowling	325
Yorkshire & Humber	Leeds	Mia Sudbury	325
North West	Cumbria	Grace Lavery	321
North West	Cumbria	Libby Holdsworth	321
Yorkshire & Humber	Leeds	Ifan Jones	315
Yorkshire & Humber	Sheffield	Aneurin Roberts	308
Yorkshire & Humber	Leeds	Samuel Cliff	307
North West	Cumbria	Claire Rogers	300

North East	Stockton-on-Tees	Tanisha Roy	300
Scotland	Argyll & Bute	Cameron Garrett	295
Yorkshire & Humber	Sheffield	Daisy Taylor	285
Yorkshire & Humber	Sheffield	Holly Vickers	284
Yorkshire & Humber	Sheffield	Niamh Bailey-Smith	284
Yorkshire & Humber	Sheffield	Rowan Blunkett	284
East of England	Suffolk	Jacob Chapman	280
South West	Devon	Lilia Miles	280
East of England	Suffolk	Lizzie Cage	280
Northern Ireland	Newry & Armagh	Conor Boyle	280
East of England	Essex	Charlie Palmer	250
Scotland	Fife	Troy Davidson	226
South West	Devon	Jack Horder	221
Yorkshire & Humber	North Yorkshire	Aimee Walker	216
North West	Cumbria	James Dunham	216
Scotland	East Ayrshire	Liam Armstrong	215
North West	Cumbria	Skye Smith	209
South West	Bath and North East Somerset	Lucas Kover Wolff	207
South West	Bath and North East Somerset	Renee Weber	207
South West	Bath and North East Somerset	Sam Williams	195
South West	Bath and North East Somerset	Bea Clarke-Dunn	194
Wales	Ceredigion	Thomas Kendall	194
London	Redbridge	Christian Totanes	186
South West	Somerset	Amelia Cadmore	182
South West	Somerset	Amelia Saleh	182
South West	Somerset	Eleanor Fauvel	182
South West	Somerset	Maria Jimenez	182
Yorkshire & Humber	Leeds	Ryan Peddie	175
Yorkshire & Humber	Leeds	Emma Slatcher	174
South East	Surrey	Rebecca Cleary	172
Scotland	Dumfries & Galloway	Finlay Johnston	159
Yorkshire & Humber	Leeds	Charlotte Williams	149
South West	Devon	Sian Harding	136
West Midlands	Walsall	Khuram Mahmood	126
South West	Plymouth	Rhianna Pring	125
London	Lambeth	Luca Emery	113
West Midlands	Worcestershire	Connor Hill	104
South East	Oxfordshire	Jasmine Prentice	100
Yorkshire & Humber	Leeds	Ella Horsman	98
Scotland	West Lothian	Dylan Hamiton	97
South East	Reading	Angie	90
Wales	Ceredigion	Huw Jones	78
North West	Cumbria	Wilf Basley	76
Yorkshire & Humber	Leeds	Hajrah Yousaf	71
North West	Cheshire East	Brad Taylor	42
North West	Cumbria	Clark Becken	40

South West	Devon	Aishia	27
West Midlands	Worcestershire	Holly Lewis	21
South East	Buckinghamshire	Ollie	20
East of England	Southend-on-Sea	Ellie Moss Phipps	15
South West	Plymouth	Lennon Way	15
South West	Plymouth	Olivier Slaby	15
Yorkshire & Humber	Leeds	Mae Presley	13
South West	Plymouth	Connor Owen	11
South East	West Sussex	Jodie Charles	10
West Midlands	Staffordshire	Daniel Dean	3
South West	Gloucestershire	Ella Alberici	3
West Midlands	Staffordshire	Jack White	3
West Midlands	Stoke-on-Trent	Jessie Woodcocks	3
West Midlands	Staffordshire	Luke	3

With special thanks to the schools, colleges and youth groups who support the young people they work with to take part. As well as our partner organisations, members in Local Authorities, and young volunteers. Without whose support this campaign wouldn't be possible.



This report is supported by:

Proudly supporting
youth social action



To find out more, please contact BYC:

E: mail@byc.org.uk

W: www.byc.org.uk

Facebook: British Youth Council

Twitter: bycLIVE